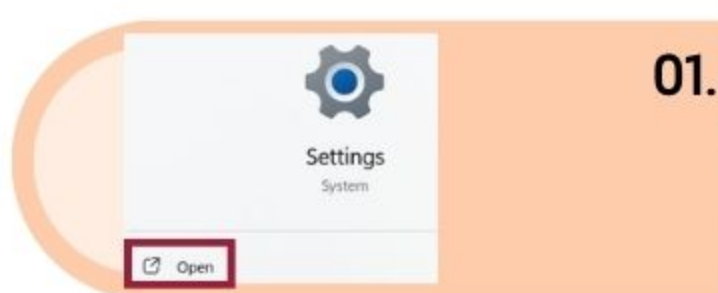


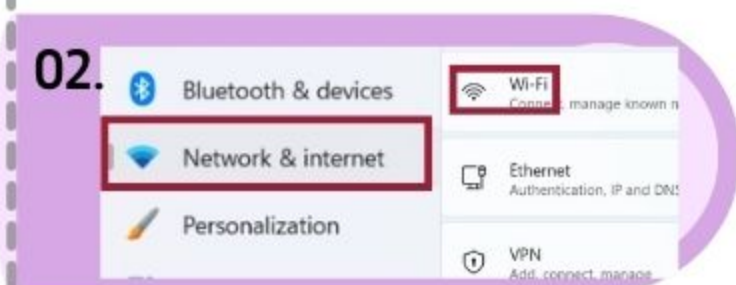
WIFI EDUROAM (WINDOWS 11)



01.

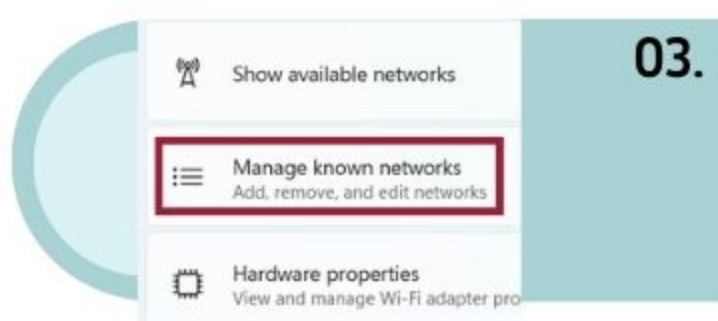
Open windows **Setting**

Click **Network & Internet**
Click **Wifi**



02.

Bluetooth & devices
Network & internet
Personalization
Wi-Fi
Ethernet
VPN



03.

Click **Manage known network**

Click **Eduroam**
Click **Forget**



04.

eduroam
Forget
UTHM
Forget



05.

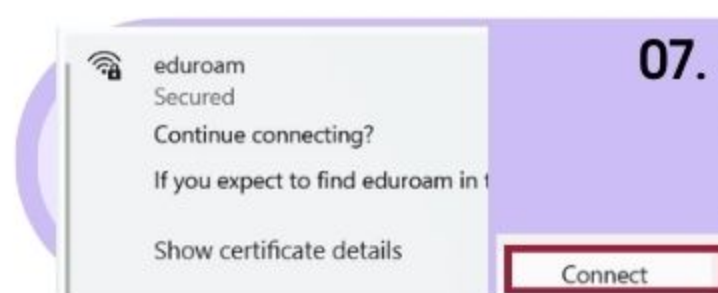
Click **Show available network**
Click **eduroam & Connect**

Enter your user name and password
Username: **idstaf@uthm.edu.my /
matric@student.uthm.edu.my**
Password : **TCIS / SMAP password**



06.

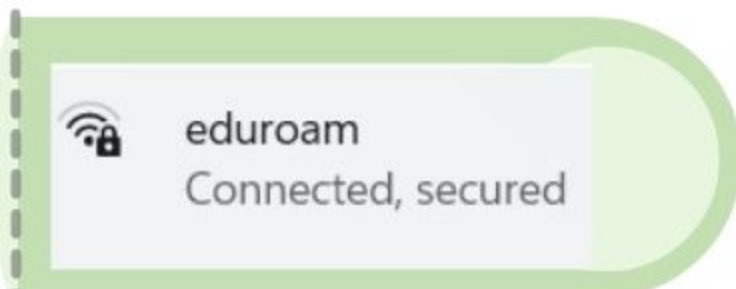
eduroam
Secured
Enter your user name and password
User name
Password
OK



07.

Click **Connect**

Eduroam **Connected**



eduroam
Connected, secured